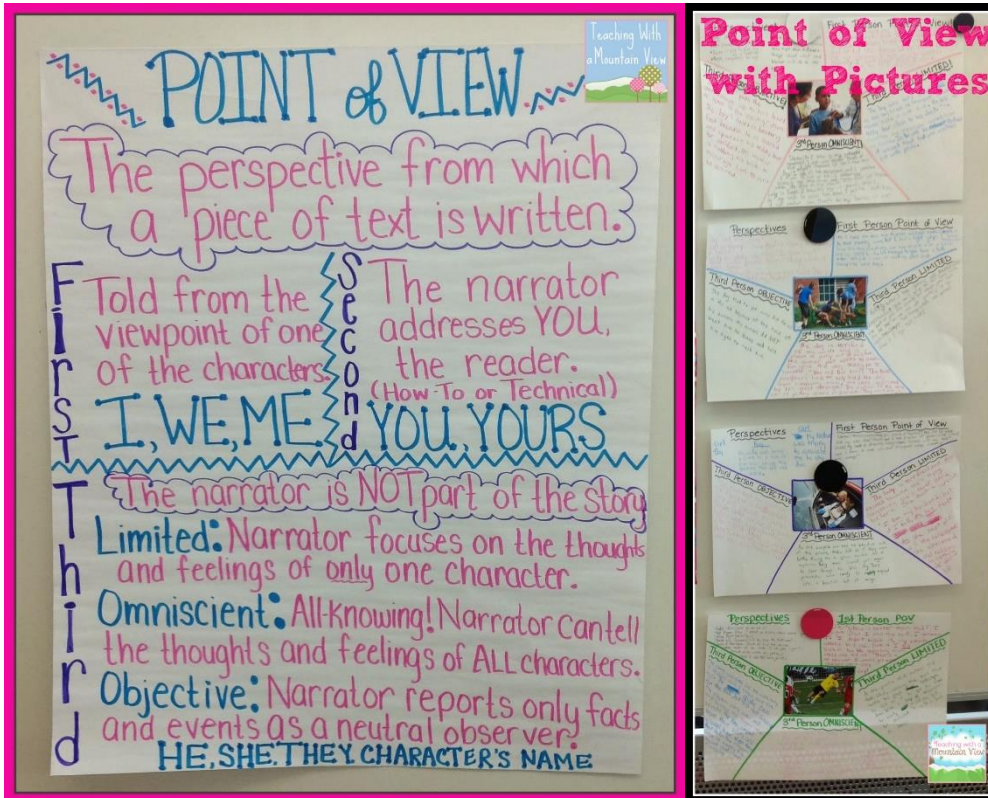


Point Of View




I typed in things like "learning to ride a bike" and "scored a soccer goal.") and glued them each to a piece of large construction paper. I separated the page into five different sections. Perspectives, First Person Point of View, and then the three types of Third Person point of view.


We talked about how similar perspective and point of view are, but that they are still a little bit different. The students got into pairs and were assigned one of the pictures. The first round, they wrote all the different perspectives that were possible in the picture. Then, they rotated to a new picture, and they all wrote a brief narrative of what was happening in the picture in first person point of view using one of the perspectives they had identified. We rotated around until they all had practice writing in each of the points of view. The students truly enjoyed this point of view activity, and it was a good way to help them see the difference between perspective and point of view.

Then, I did some work with small groups. We used a short (53 second) clip from **Toy Story** (You can see it on YouTube [HERE](#)). We watched it several times, and we discussed the different perspectives that each of the main characters in the clip had. Then, we did some more writing, and we rewrote the scene in first and third person. For kids who were still struggling, instead of generating the words, I quickly wrote paragraphs for them to identify the correct point of view and perspective. It was an easy way to differentiate, and it helped drive home some ideas about how different points of view and different perspectives can have an effect on how a story is told.

WHO...

is telling the story?



POINT of VIEW	1st person	2nd person	3rd person
	told by a character in the story	narrator will address the reader	told by a narrator NOT in the story
KEYWORDS	KEYWORDS	KEYWORDS	
I, me, we	YOU, Your, Yours	all knowing, limited, Omniscient, knows about one	
		KEYWORDS	
		he, she, and names of 	

My pants!!



My pants!!

EUPH!!

www.back2teacher.blogspot.com

~Do you want go over Perspective as well as the 3 POV?

~Do you want to go in depth with 3rd Person and do the three different types?

-Intro Sort of POV words (I, we, he) which words go with what POV -

Analyze a pixar short - POV of each main character - need to find/create

worksheet -Picture Scenarios - brief writing for each POV - utilize a

Cooperative Learning Strategy such as 1stay3stray or jigsaw -using an

ipad app like Popplet to do a similar activity that is more independent -

creating a web to showcase what they know about POV and how it

relates to a picture prompt